




TU Munich Kinderoase Daycare

 探访指数： 4.2 / 5.0 |  木构校园里的垂直童年

空间故事

- **校园夹缝：** 项目位于慕尼黑工业大学主校区与食堂之间，原场地是一处停车空间。建筑把托育功能嵌入高密度校园，使照护、工作与学习之间的距离被尽可能缩短。
- **垂直幼儿园：** 五层空间按年龄和活动需求组织，滑梯与楼层之间形成连续的游乐带，孩子的移动不再只是交通，而成为身体参与建筑的方式。
- **木构温度：** 建筑几乎完全以木材建造，在消防、声学、能效和热舒适之间取得平衡，让密集城市中的托育空间保持清晰、温暖而有保护感。

旅人行囊

-  **绝佳体验：** 最适合从街道外部观察建筑如何在校园边界中向上生长，木质外壳、立面筛网与屋顶露台共同形成了清楚的垂直轮廓。
-  **行家看点：** 重点看滑梯、声学缓冲带与楼层分组之间的关系：它们把儿童尺度、城市噪声和木构体系组织成同一套空间逻辑。
-  **顺道探索：** 项目可与慕尼黑 Maxvorstadt 片区的大学建筑、博物馆区和国王广场一同安排，作为理解城市教育与文化地景的一站。



交通与住宿建议

- **抵达基点：** 以慕尼黑市中心或中央火车站周边作为住宿与交通基点较为方便，前往 TUM 主校区可结合地铁、公交、步行或城市自行车。
- **城市移动：** 项目位于大学校园环境，适合作为步行线路的一部分，不建议为单独建筑安排过重行程。

- **探访边界：** 这是一座正在使用的儿童托育建筑，建议以外部观看为主，避免进入室内、屋顶或儿童活动区域，也不要拍摄可识别儿童。
- **时间节奏：** 白天更容易阅读木构表皮与周边城市关系，傍晚则可观察立面透光后的公共界面变化。
- **停留方式：** 把它作为 Maxvorstadt 建筑散步中的短暂停靠点即可，重点是看建筑如何在受限场地中回应儿童与校园的双重尺度。

 **一言蔽之：** TU Munich Kinderoase Daycare 值得作为慕尼黑校园建筑探访的一站，但请始终把它当作真实运行的儿童空间来尊重。




TU Munich Kinderoase Daycare

 **Architectural Visit Index:** 4.2 / 5.0 |  **A vertical childhood in timber**

Spatial Story

- **Campus Infill:** The project sits between the Technical University of Munich's main campus and its cafeteria, replacing a former parking area with a compact daycare embedded in everyday campus life.
- **Vertical Kindergarten:** Five storeys are organized by age group and activity, while slides turn movement between floors into play and make the building legible through the body of a child.
- **Timber Warmth:** Built almost entirely in wood, the daycare brings structure, acoustics, fire safety, energy performance and atmosphere into one coherent timber environment.

Traveler's Toolkit

-  **Ultimate Experience:** Read the building from the street, where its timber skin, screened facade and rooftop terrace show how the daycare rises within a tight urban campus edge.
-  **Expert Focus:** Look for the relationship between slides, acoustic buffering and stacked age groups; this is where the project's child-centred logic becomes architectural.
-  **Itinerary Addition:** Pair it with a walk through Munich's Maxvorstadt district, including nearby university buildings, museum collections and Königsplatz.

Getting There & Where to Stay

- **Arrival Base:** Staying near central Munich or the main railway station keeps the route simple; continue toward the TUM main campus by public transport, walking or city bike.
- **Local Movement:** Treat the project as one stop within a campus or museum-district walk rather than as a standalone destination.
- **Access Etiquette:** This is an active daycare for children. View it from outside, do not enter classrooms, roof areas or play zones, and avoid photographing identifiable children.
- **Visit Rhythm:** Daylight is best for reading the timber envelope and urban setting; early evening may reveal the facade as a softer, illuminated campus edge.
- **Stay Strategy:** A short, respectful exterior stop is enough. The value lies in seeing how the building negotiates children' s scale, campus life and a constrained city site.

 **In a Nutshell: TU Munich Kinderoase Daycare is a rewarding stop for architecture-minded visitors in Munich, provided it is approached with the respect due to an active children' s building.**