

Terra Catarina House

🌲 探访指数： 4.1 / 5.0 | 🔥 山地森林中的家庭记忆住宅

📖 空间故事


- **山地森林中的家庭庇护所：** Terra Catarina House 位于巴西圣卡塔琳娜州坎普阿莱格里的山地环境中，周围是南洋杉森林和受保护山谷。它不是可随意进入的公共建筑，而是一座把家庭记忆、自然景观和当代乡间生活组织在一起的私人住宅。
- **被拆分的居住路径：** 住宅没有以单一大体量压在山坡上，而是将主楼、客房、服务空间和车库拆分成多个体块，通过花园路径和玻璃钢梯串联。探访时最值得理解的是这种“走过场地”的空间逻辑：建筑、植物、地形和视野共同成为居住体验。
- **火、木、石与山地气候：** 本地木材、粗石、壁炉、柴火炉和花园火坑让住宅回应坎普阿莱格里的寒冷气候。空间的魅力不只在大面积窗景，也在材料如何把森林、冬季和家族旧物带入室内。

🎒 旅人行囊

- 📷 **绝佳体验：** 如果只能从外部理解项目，应把它放进坎普阿莱格里的山地与森林路线中，而不是只寻找单一立面角度。清晨或傍晚的低角度光线，更容易看出屋顶、石墙、露台和南洋杉森林之间的层次关系。
- 🔍 **行家看点：** 重点观察建筑如何降低体量存在感：功能被拆分为多个块体，动线经过花园和玻璃楼梯展开，木材与石材又把当代住宅重新拉回地方材料和山地生活之中。
- 📖 **顺道探索：** 可将 Campo Alegre 与 Joinville、São Bento do Sul 一带的山地小镇、森林景观和地方手工/木作传统放在同一条路线中理解。这样比单独看一座住宅，更能体会项目为什么强调自然、火、木材和家庭记忆。

🚗 交通与住宿建议

- **抵达枢纽：** 较实际的空中入口是 Joinville-Lauro Carneiro de Loyola Airport，之后再以租车、包车或私家车进入 Campo Alegre 山地区域。若国际或长途航班选择更多，也可先到 Curitiba 或 Florianópolis，再安排陆路转乘。
- **山地移动：** 项目位于私人住宅环境，且山地道路与天气条件会影响车程。建议提前确认具体地址、道路状况和访问许可；如果只是建筑旅行观察，不应临时闯入私有道路或住宅用地。
- **住宿建议：** 若想更接近项目所在的山地气候，可选择 Campo Alegre 或 São Bento do Sul 周边的乡村旅馆、小型酒店或山地住宿；若需要交通、餐饮和城市服务更完整，则以 Joinville 作为基地更稳妥。
- **访问礼仪：** Terra Catarina House 是私人住宅，不应未经许可进入庭院、室内、泳池、车库、花园或使用无人机拍摄。没有预约时，只能在公共道路或合法可达的周边区域观察建筑体量与景观关系。
- **访问节奏：** 它更适合放入“山地景观 + 当代住宅 + 地方材料”的半日或一日路线中慢慢理解，而不是作为可打卡进入的景点。把重点放在场地、气候和材料，而不是进入室内。

 **一言蔽之：** 把 Terra Catarina House 放进坎普阿莱格里的山地森林路线中，才能理解它如何用路径、火、木、石和家庭记忆，把一座私人住宅转化为面向自然的慢生活场所。

Terra Catarina House

🌲 **Architectural Visit Index:** 4.1 / 5.0 | 🔥 **A Family-Memory House in the Mountain Forest**



📖 **Spatial Story**

- **A family refuge in the mountain forest:** Terra Catarina House is set in the mountain landscape of Campo Alegre, Brazil, surrounded by araucaria forest and a protected valley. It is not a public building for casual entry, but a private residence where family memory, natural setting and contemporary countryside living are carefully brought together.
- **A house experienced through paths:** Rather than placing one large volume on the slope, the project divides the programme into a main block, guest areas, service spaces and garage volumes, connected by garden paths and a glass-enclosed steel stair. The key spatial idea is the experience of moving through the site, where architecture, planting, topography and views become one sequence.
- **Fire, wood, stone and mountain climate:** Local timber, raw stone, fireplaces, a wood stove and a garden fire pit connect the house to Campo Alegre's cold mountain climate. Its strength is not only in the large views, but also in the way materials bring forest, winter and inherited family objects into everyday life.

🛖 **Traveler's Toolkit**

- 🗺️ **Ultimate Experience:** If you can only understand the project from outside, place it within a Campo Alegre mountain-and-forest route rather than searching for a single facade shot. Early morning or late

afternoon light will make the relationship between rooflines, stone walls, terraces and araucaria forest easier to read.


-  **Expert Focus:** Look at how the architecture reduces the presence of its own volume: the programme is fragmented, movement unfolds through gardens and a glass stair, and timber and stone reconnect the contemporary house to local material culture and mountain living.
-  **Itinerary Addition:** Pair Campo Alegre with Joinville, São Bento do Sul, mountain towns, forest landscapes and local timber/craft traditions. This broader route helps explain why the project gives so much weight to nature, fire, wood and family memory.

Getting There & Where to Stay

- **Arrival Base:** The practical air gateway is Joinville-Lauro Carneiro de Loyola Airport, followed by a rental car, private transfer or arranged drive toward Campo Alegre. For more international or long-haul flight options, Curitiba or Florianópolis can also work as broader regional gateways with an onward road trip.
- **Mountain Mobility:** The project sits in a private residential setting, and mountain roads or weather can affect access. Confirm the exact address, road conditions and visit permission in advance; for architectural travel, do not enter private roads or residential land without authorization.
- **Where to Stay:** For a closer reading of the mountain climate, consider countryside lodging, small hotels or rural stays around Campo Alegre or São Bento do Sul. If you prefer stronger transport, dining and city services, Joinville is the safer base.
- **Visit Etiquette:** Terra Catarina House is a private house. Do not enter courtyards, interiors, the pool area, garage, garden or use a drone without

permission. Without an appointment, observe only from public roads or legally accessible surrounding areas.

- **Visit Rhythm:** Treat it as part of a slow half-day or full-day route about mountain landscape, contemporary houses and local materials, not as a destination you can simply enter and check off. Focus on site, climate and material logic rather than interior access.

 **In a Nutshell: Place Terra Catarina House within a slow Campo Alegre mountain-forest route; that is the best way to understand how paths, fire, wood, stone and family memory turn a private house into a landscape-oriented retreat.**