





NANZUKA TAKEN

 探访指数： 4.5 / 5.0 |  藏在涩谷夜色里的艺术酒吧

空间故事

- **艺术画廊里的夜间场景：** NANZUKA TAKEN 由当代艺术画廊 NANZUKA 运营，空间并不是普通酒吧的装饰升级，而是把艺术作品、夜间社交和商业经营叠合在一起。它适合把一次喝酒安排成一段短小但密度很高的空间探访。
- **两个性格截然不同的房间：** 主酒吧以金属板包覆地面、墙面与天花，借由照明和影像作品制造出近似宇宙空间的反射效果；隐藏门之后的 VIP 酒吧则转向木质、雕刻和手工细部，像从明亮的舞台突然进入一间更私密的收藏室。
- **作品与室内互为主角：** 中村哲也制作的吧台、椅子与桌子，空山基的大型作品，以及大平龙一以整根原木雕刻的吧台和扬声器，都不是被摆进空间的艺术品，而是共同构成了空间本身。对于关注室内、艺术展示和夜生活场景的人来说，这一点很值得现场观察。


旅人行囊

-  **绝佳体验：** 如果条件允许，建议把它安排在涩谷晚间行程中，而不是匆忙路过。先从入口、内照式招牌和鱼眼窥视窗看它如何处理“被看见”，再进入主酒吧观察金属表面、灯光和艺术品如何互相反射。
-  **行家看点：** 重点看“公共主酒吧”和“隐藏 VIP 酒吧”的转换：一个强调冷冽反光、开放观看和未来感，另一个强调木材、雕刻、低照度和私密性。这种强烈反差，是项目最有记忆点的空间策略。
-  **顺道探索：** 它最适合和涩谷、原宿、青山一带的画廊、设计商店和夜间餐饮路线连在一起。白天看城市和展览，晚上把 NANZUKA TAKEN 作为收束点，会比单独打卡更能理解它与东京文化消费场景的关系。
-  **拍摄节奏：** 这里首先是一间正在运营的酒吧。拍摄时应避开服务动线和其他客人，优先记录入口细部、主酒吧反射关系、隐藏门转换和 VIP 酒吧的木质

构件；不要为了拍照破坏停留的节奏。

交通与住宿建议

- **抵达枢纽：** 以涩谷站周边作为主要抵达点最稳妥。涩谷本身交通密集，适合作为东京西侧设计探访的住宿或集合基地；若当晚还有其他餐饮安排，尽量选择步行或短程公共交通可达的区域，减少深夜换乘压力。
- **城市移动：** 建议把项目放进涩谷步行半径内的夜间路线，而不是专门长距离前往。先看街道、招牌、人流和首层店铺，再进入酒吧，会更容易理解它为什么把“窥视”“入口标识”和“隐藏门”做成空间的一部分。
- **住宿选择：** 若以建筑、画廊和设计店为主线，可住在涩谷、青山、表参道或代官山一带；如果想平衡交通便利和夜间安静，可选择离主要商业街稍远但仍能快速到达涩谷的酒店。
- **探访节奏：** 不要把它当作纯展览空间。更好的方式是预留一段完整的饮品时间，让身体在主酒吧和座位区里停下来，慢慢看金属、木材、艺术品和人群如何共同塑造场所气氛。

 **一句话总结：NANZUKA TAKEN 值得被安排进一次东京艺术与夜生活路线中；它最迷人的地方，不是“像画廊的酒吧”，而是把艺术品、材质和隐藏动线真正做成了夜间空间体验。**

NANZUKA TAKEN

 Visit Index: 4.5 / 5.0 |  An Art Bar Hidden in Shibuya Nightlife





Space Story

- **A night scene shaped by an art gallery:** Operated by the contemporary art gallery NANZUKA, NANZUKA TAKEN is not simply a bar with art on the walls. It folds artworks, nighttime social life and commercial hospitality into one compact spatial experience, making a drink feel like a

short but concentrated architectural visit.

- **Two rooms with sharply different characters:** The main bar is wrapped in metal panels across the floor, walls and ceiling, using light and video reflections to create a space-like atmosphere. Beyond a hidden door, the VIP bar shifts into timber, carving and hand-made details, as if moving from a bright stage into a more private collecting room.
- **Artworks and interior become one setting:** The counter, chairs and tables by Tetsuya Nakamura, the large work by Hajime Sorayama, and Ryuichi Ohira's carved timber counter and speakers are not simply placed inside the bar. They form the bar. This is the reason the project is especially rewarding for visitors interested in interiors, art display and nightlife culture.


Traveler's Kit

-  **Best Experience:** If possible, place it in an evening Shibuya itinerary rather than treating it as a quick stop. Start from the entrance, the illuminated sign and the fisheye peephole, then enter the main bar and watch how metal surfaces, lighting and artworks reflect one another.
-  **Expert Focus:** Pay attention to the transition between the public main bar and the hidden VIP bar. One is cool, reflective, open to being seen and almost futuristic; the other is timber-lined, carved, dimmer and more private. That contrast is the project's strongest spatial memory.
-  **Itinerary Addition:** The project works best when linked with galleries, design shops and evening dining around Shibuya, Harajuku and Aoyama. See the city and exhibitions during the day, then use NANZUKA TAKEN as the closing stop to understand its relationship with Tokyo's cultural nightlife.
-  **Visit Rhythm:** This is first of all an operating bar. Photograph

around the service flow and other guests. Focus on the entrance details, the reflective main bar, the hidden-door transition and the timber elements in the VIP bar, but let the visit remain a real pause rather than only a photo session.

Getting There & Where to Stay

- **Arrival Base:** Shibuya Station is the most natural arrival base. The area is well connected and works as a practical starting point for design visits on Tokyo's west side. If you have other evening plans, stay within walking distance or a short transit ride to avoid complicated late-night transfers.
- **Moving in the City:** Treat the project as part of a Shibuya walking radius, not as an isolated destination. Read the streets, signs, crowds and ground-floor shopfronts before entering; this makes the project's peephole, entrance sign and hidden door feel connected to its urban context.
- **Where to Stay:** For an architecture, gallery and design-shop itinerary, Shibuya, Aoyama, Omotesando and Daikanyama are convenient bases. If you want a quieter night, choose a hotel slightly away from the busiest commercial streets while staying within easy reach of Shibuya.
- **Visit Rhythm:** Do not treat it like a pure exhibition space. Set aside enough time for one proper drink, let your body settle in the main bar or seating area, and observe how metal, timber, artworks and people collectively make the atmosphere.

 **In a Nutshell: NANZUKA TAKEN deserves a place in a Tokyo art-and-nightlife itinerary; its real charm is not that it is a bar resembling a gallery, but that artworks, materials and hidden circulation become the**

experience of the night itself.